

The information provided herein is from CONNELY Electronic Co., Ltd. and is confidential. Any disclosure to a party other than the recipient is prohibited. The intellectual properties and its rights contained herein, including but not limited to, trademarks, patents, copyrights, trade secrets, and technical know-how, are owned exclusively by CONNELY or its affiliates. Unauthorized use or reproduction of any part of this document is strictly prohibited. CONNELY may enforce its intellectual property rights at its own discretion, failures or delays to exercise such rights does not constitute a waiver of such rights.

Dept	Qty
DC	1
ED	1
IE	1
ISO	1
PD	1
R&D	1
SD	1
QA	1
QC	1
QF	1

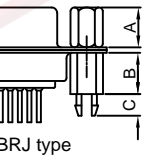
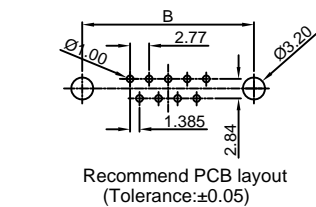
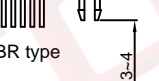
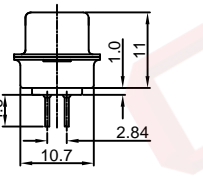
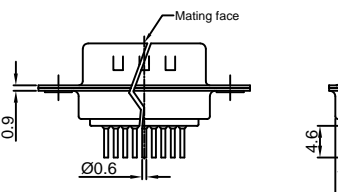
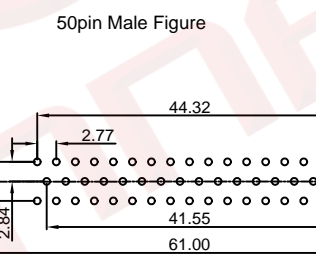
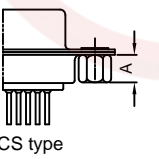
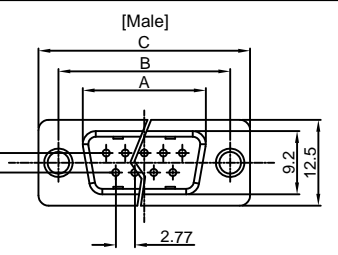
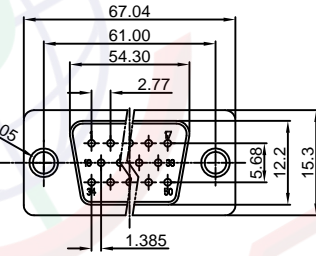
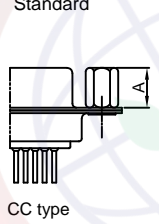
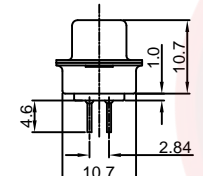
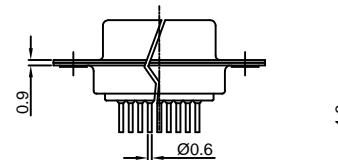
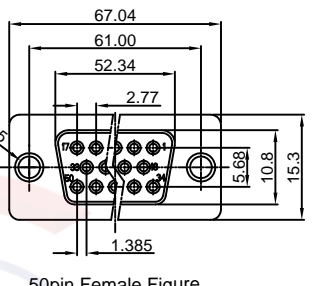
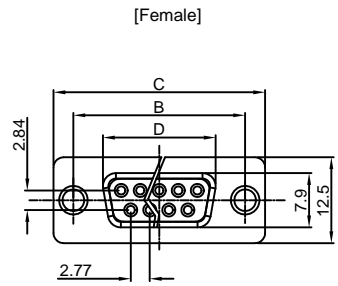
Dimension

Position	A±0.2	B±0.2	C±0.3	D
9	17.90	24.99	30.80	16.33
15	26.50	33.32	39.14	24.66
25	40.00	47.04	53.04	38.38
37	56.50	63.50	69.32	54.84

REV.	DESCRIPTION	DRAWN	CHECKED	APPROVED
A	NEW RELEASE	LJH 09/24/05'		LJC 09/24/05'
G	DRAWING UPDATE	JLZ 09/01/20'		

NOTES:

- Electrical characteristics:
 - Contact resistance: 20mΩ Max. Initial.
 - Dielectric withstanding voltage: 500V AC(rms) for 1 minute.
 - Insulation resistance: 1000MΩ Min.
 - Environment characteristics:
 - Temperature range: -40°C~+105°C.
 - Materials:
 - Insulator:PBT+Glass fiber
 - Shell:Steel
 - Contact:Copper alloy
 - Product number code:
DS1034-- X X X X X X X
- Screw DIM. A
S: Standard(W/O nut)
1: 5.00 2: 3.00 3: 5.20
4: 4.80 5: 5.80 6: 4.00
7: 4.80mm(Inside thread M2.6*0.45p, outside thread unc#4-40)
8: 4.80mm(Inside thread M3.0*0.5p, outside thread unc#4-40)
- Screw type
S: Standard(W/O nut)
1: CC type 2: CS type
3: BR type 4: BRJ type DIM. B:6.00 C: 3~4mm
5: BRJ type DIM. B:6.00 C: 5~6mm
6: BRJ type DIM. B:6.00 C: 3~4mm
(Inside thread M2.6*0.45P, outside thread unc#4-40)
7: BRJ type DIM. B:6.00 C: 3~4mm
(Inside thread M3.0*0.50P, outside thread unc#4-40)
- Contact plating
Si: Full gold flash
0: Selective gold flash
- Shell plating
T: Front & Back Tin
N: Front Nickel, Back Tin
- Housing color
B: Black W: White
U: Blue
- Connector type
M: Male F: Female
- No.of contacts
09,15,25,37,50



(Series Image-Reference Only)

GENERAL TOLERANCE		ANGLE TOLERANCE	
X.	±0.60	X.	±5°
.X	±0.38	.X	±3°
.XX	±0.25	.XX	±2°

DRAWING TYPE	CUSTOMER		
SCALE	1:1	SHEET	1 OF 1
DRAWING NO.	C-DS1034-XXXXXXX-G		

PROJECTION		TITLE	D-SUB DIP STRAIGHT TYPE	
UNITS	mm	SERIES	DS1034 SERIES	
SHEET SIZE	A4			

晨翔电子有限公司
CONNFLY CONNELY ELECTRONIC CO. LTD